

Sketching Your World in Watercolor

Or

Any other medium you may like!

Arches, Details and Entourage

Instructor:

Kenneth Williams

Email:

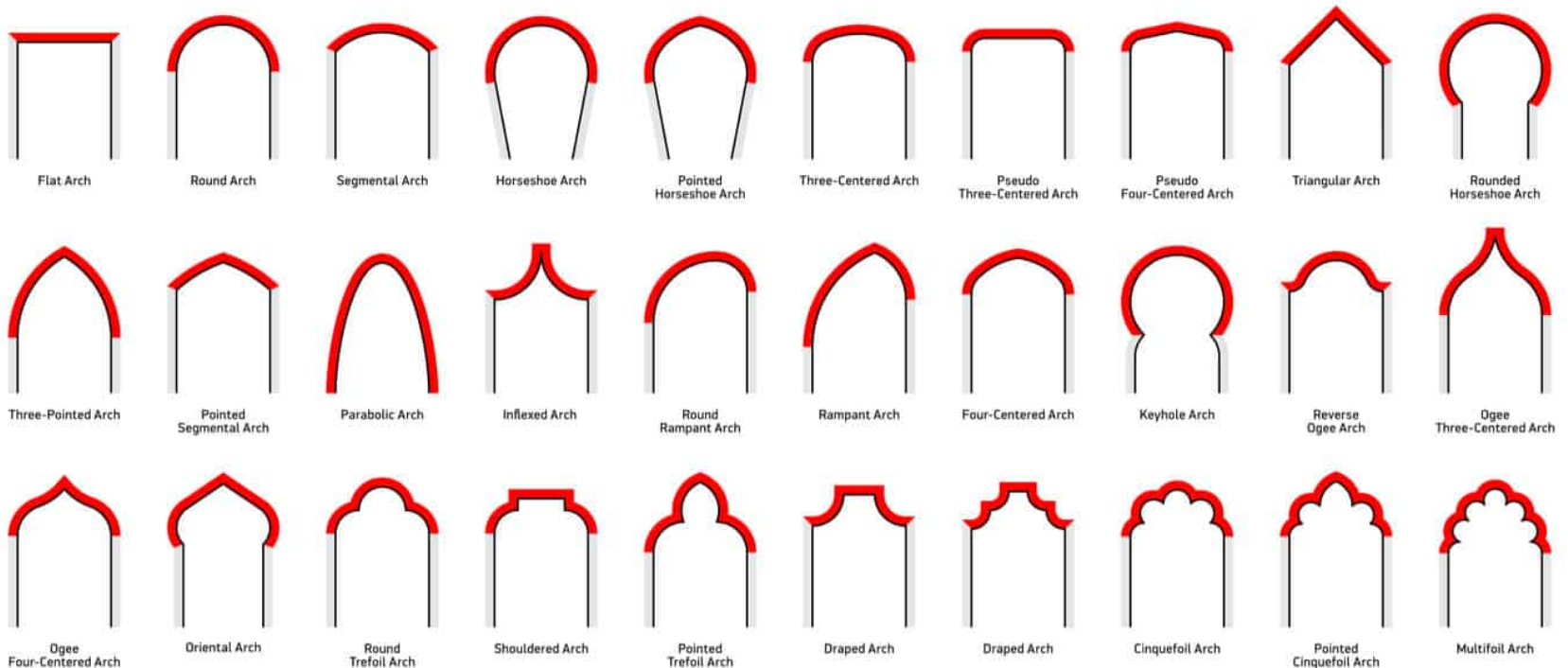
kwill1900@gmail.com



DRUNE CASTLE FROM DEANSTON ROAD

Arches –there are many kinds.

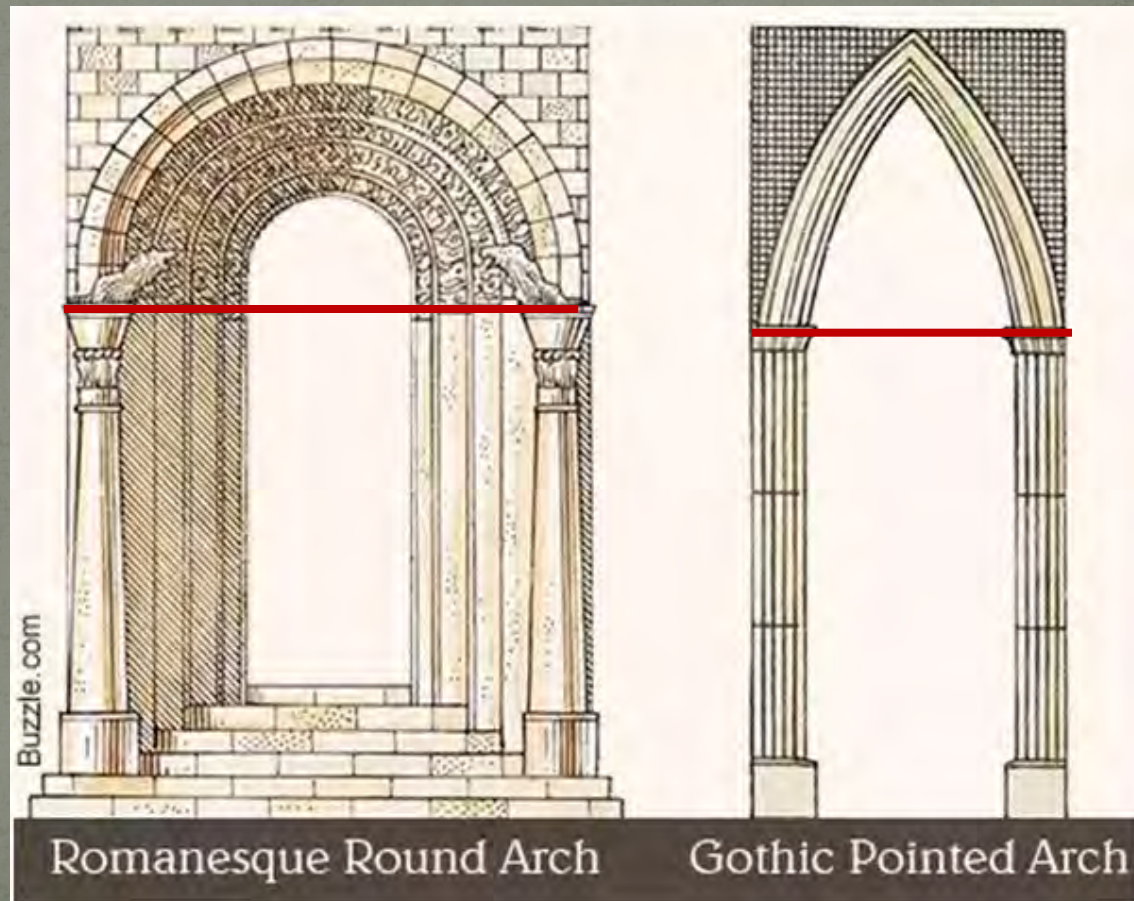
Architectural Types Of Arches



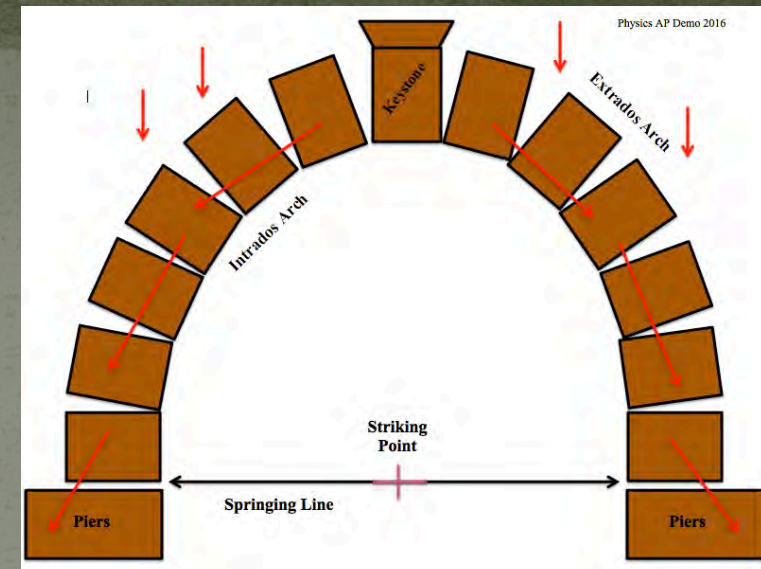
Arches-

- We will only look at the two most common arch types that we are likely to encounter.

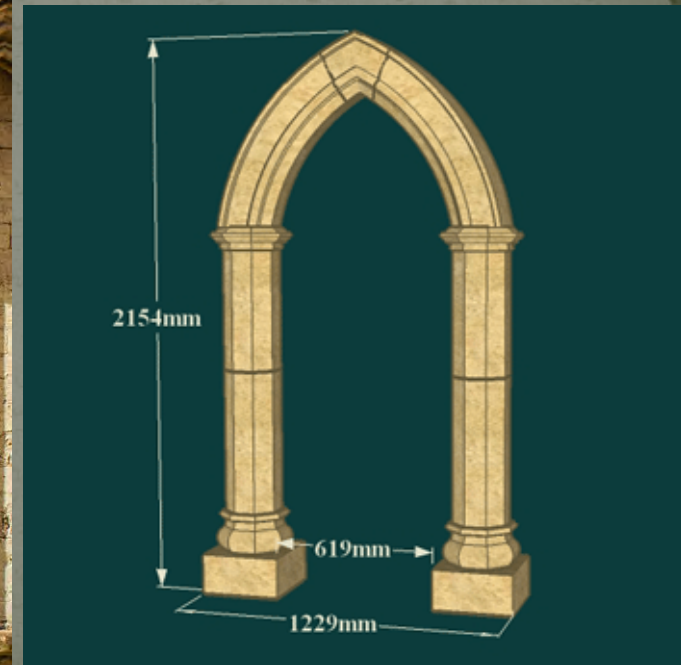
Spring line



Roman Arches -



Gothic Arches -



Bridge arches -




Circular arches are often found in bridges.

Drawing circular arches -

Drawing a complete circle or ellipse is easier for most people.

Remember that you can use a square to help guide circle construction.

Or use a compass.

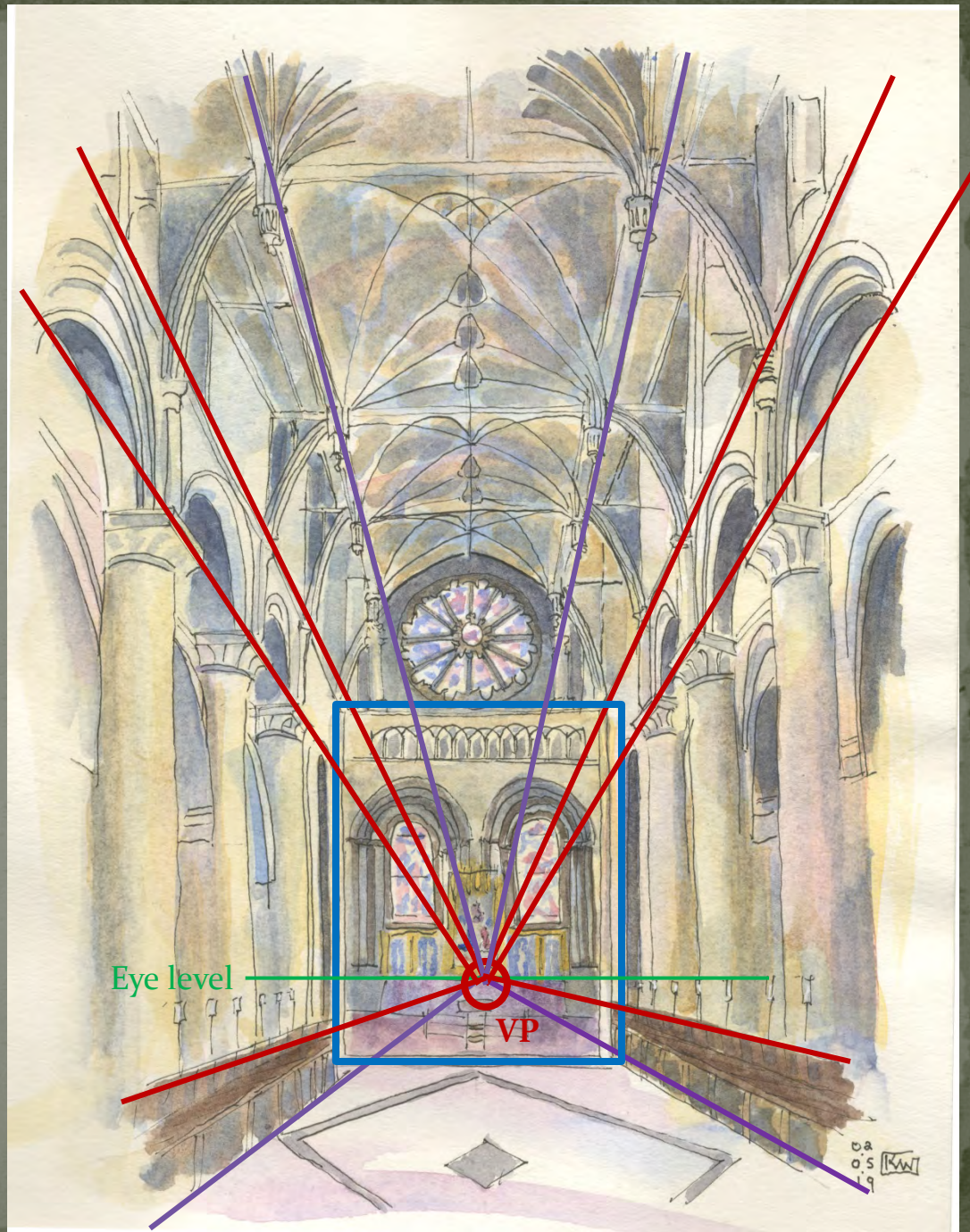


Elliptical arches

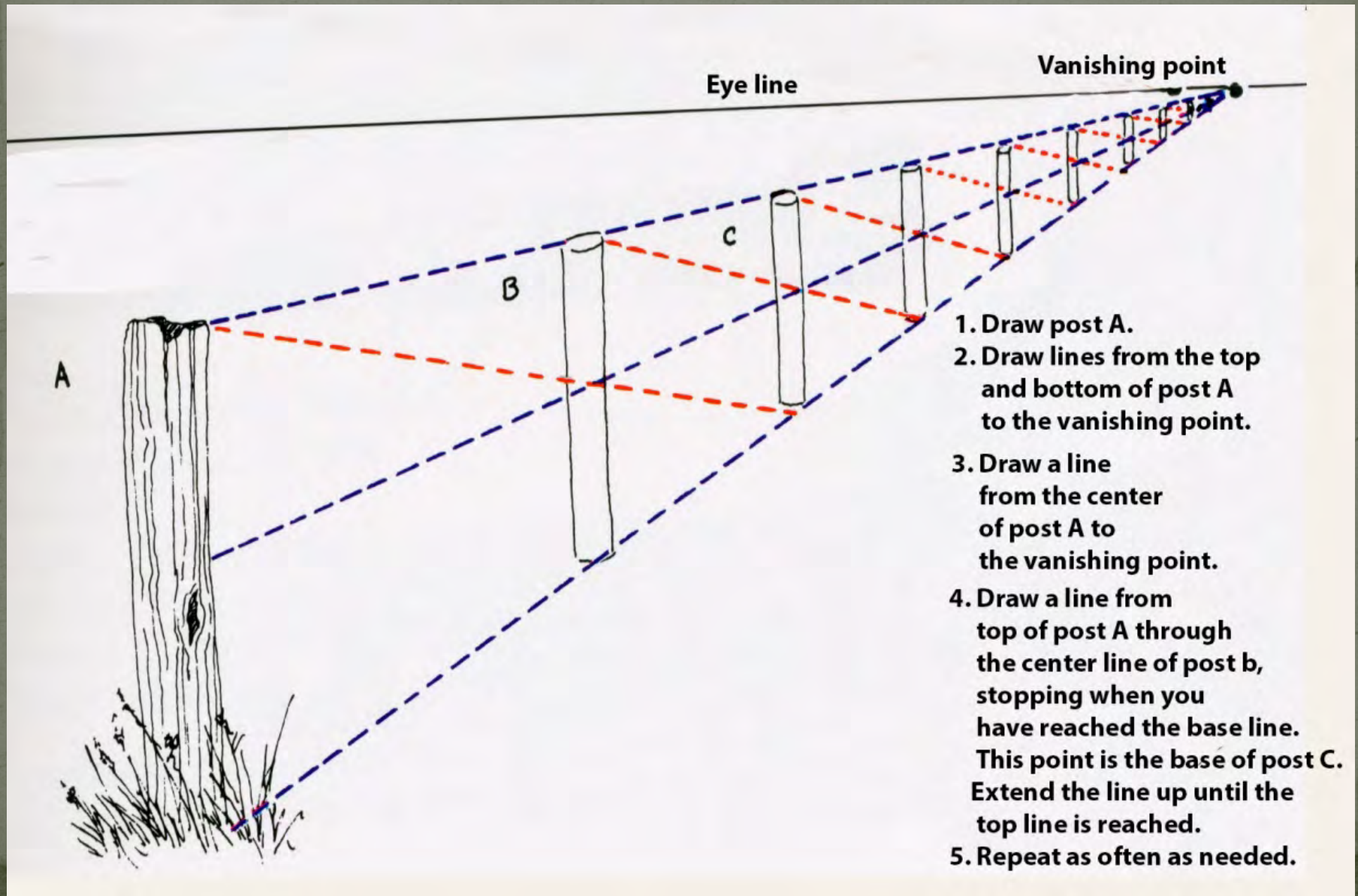
- 1- point perspective

Construction steps:

1. Find eye level and vanishing point.
2. Draw the back wall. Keep it low on the page.
3. Mark eye level and vanishing point.
4. Draw perspective guides at top of arch, spring line, bottom of arch .
5. Draw perspective guides for ceiling and floor levels.
6. Place ellipses and begin drawing.



Poles in perspective -




Elliptical arches – Arches in 2-point perspective

Draw perspective lines through:

1. Top of arch
2. Spring of arch.
3. Bottom of arch.
4. Mid-line of arch.

- Ellipses get smaller and narrower as they recede.

Mid-
line of
arch



Arches –

- Arches can be used to frame a composition.



Abstracting dense detail -



3 hours of
concentrated freehand
drawing.




How much time do you have?
What do you really need to
show?



10 minute pen
sketch. 5
minutes for
watercolor.

Abstracting dense detail -



Do not try for too much detail in a small sketch. 30% of what is there is enough.


Abstracting detail -

Squint and draw the light and dark shapes. Add a few connecting lines.



Abstracting dense detail -

Look for the main shapes.



Abstracting dense detail -

Do not let extraneous detail detract from the focal point.



Rosslyn
Chapel



THE
APPRENTICE
COLUMN

3
18
16

KW


Atmospherics — dots, sparkle, spatter and more!

- Pen dots over a sketch can add some visual interest to a “flat” feeling sketch.



Figure 5.8 The Great Wall, Badaling, China. Pigma Micron 0.5 pen

Sparkle -



James Richards

Sparkle -

- Sparkle is the addition of small amounts of bright, often complementary color used to enliven a sketch.



Spatter -

- Works like atmospheric dots to bring vitality and energy to a drawing.

You can always try this if you think you have ruined a painting.




Spatter -



1952 John DEERE - Two-row
Cotton Picker

04
2-2 RWT
13

Light
spatter



Falkland
Scotland

08
12 RWT
18

Heavy spatter -

A tooth brush is good for this technique.




Spatter -

- Spatter can be very controlled.
- The painting was carefully masked and dilute ink was dropped from a height.
- I practiced before doing this.



Spatter -

- Spatter grouped by color.
- This is probably toothbrush, wire screen spatter.



Spatter -

Spatter can be mono-chromatic and correspond to the color of the painting.




Above: Simone Ridyard, Rijksmuseum, Amsterdam, the Netherlands


Spatter - Ink



Sandpaper scraping -



Scraped before painting.



Scraped after painting.



Scraped before painting.

Cauliflowers , runs and drops-




Cauliflowers and runs -




Cloud and atmospheric lines -




Cloud and atmospheric lines -



Peter Caldwell



More pen lines in the sky -



Sun flare -

- Sun flare, haze and highlights –
- Use pastel pencils or chalks.
- White, yellow and light blue are most useful.



Colored skies -

With complementary
colors





Pencil stroke -

Similar directional strokes provide energy and unity to the sketch.



Pencil strokes and more sky lines -

White gel pen
here too.




Gel pens colored pencil, chalks and highlighter in the sky -



Pat Southern Pierce

Sky blotches -



Whites in the sky -



17/17 KWT



CHARLETON Bldg.
Oxford, UK.

06
27/19 KWT

or in the style of John Ruskin. ~o

Smeary strokes of watercolor -



Minimalist sky -



Put it all together
and what
happens??



Keep Sketching -

